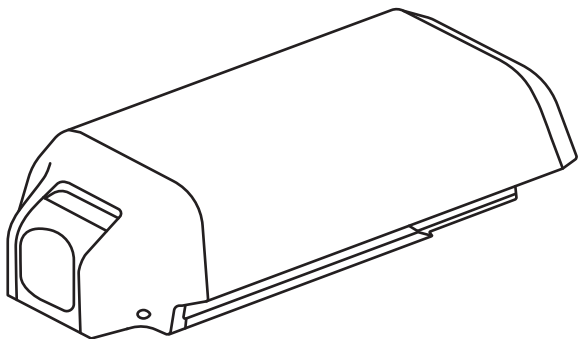




7Ah Battery Pack

User Manual



**⚠ WARNING**

To reduce risk of injury, the user must read and understand the User Manual before using this product. Save the instructions for further use.

**Model A9V**

# Safety Instructions



*Read all safety warnings, instructions, illustrations and specifications. Failure to follow all instructions listed below may result in electric shock, fire and/or serious injury.*



*Save all warnings and instructions for future reference.*

The term smart glasses in the warnings refers to your battery-operated viewer.

## **WORK AREA SAFETY**

- Keep work area clean and well lit. Cluttered or dark areas invite accidents.
- Do not operate smart glasses in explosive atmospheres, such as in the presence of flammable liquids, gases or dust.

## **ELECTRICAL SAFETY**

- Do not expose smart glasses to rain or wet conditions. Water entering a smart glasses will increase the risk of electric shock.

## **BATTERY TOOL USE AND CARE**

- Recharge only with the charger specified by the manufacturer. A charger that is suitable for one type of battery pack may create a risk of fire when used with another battery pack.
- Use smart glasses only with specifically designated battery packs. Use of any other battery packs may create a risk of injury and fire.
- When battery pack is not in use, keep it away from other metal objects, like paper clips, coins, keys, nails, screws or other small metal objects, that can make a connection from one terminal to another. Shorting the battery terminals together may cause burns or a fire.
- Under abusive conditions, liquid may be ejected from the battery; avoid contact. If contact accidentally occurs, flush with water. If liquid contacts eyes, additionally seek medical help.
- Liquid ejected from the battery may cause irritation or burns.
- Do not use a battery pack or smart glasses that is damaged or modified.
- Damaged or modified batteries may exhibit unpredictable behavior resulting in fire, explosion or risk of injury.
- Do not expose a battery pack or smart glasses to fire or excessive temperature. Risk of Fire and Burns. Do Not Open, Crush, Heat Above 265°F (130°C) or Incinerate.
- Follow all charging instructions and do not charge the battery pack outside the temperature range specified in the instructions. Charging improperly or at temperatures outside the specified range may damage the battery and increase the risk of fire.


# Specifications

Model Number	A9V
Battery Capacity	7,000mAh, 23.76Wh
Battery Voltage	3.6VDC
Charging Voltage/Current (nom)	4.2VDC/2A
Recommended Charging Temperature	0°C to 45°C
Recommend Storage Temperature	-20°C to 60°C

## Storage

Store the battery pack indoors in a place that is inaccessible to children. Keep away from corrosive agents.

## Battery Care


 *When batteries are not in the smart glasses or charger, keep them away from metal objects.*

To protect terminals from shorting DO NOT place batteries in a tool box or pocket with nails, screws, keys, etc. Fire or injury may result.

**DO NOT PUT BATTERIES INTO FIRE OR EXPOSE TO HIGH HEAT.**

They may explode.

## Battery Disposal

 *Do not attempt to disassemble the battery or remove any component projecting from the battery terminals. Fire or injury may result.*

Prior to disposal, protect exposed terminals with heavy insulating tape to prevent shorting. Lithium-Ion Batteries: If equipped with a lithium-ion battery, the battery must be collected, recycled or disposed of in an environmentally sound manner.

---

For more information on Vuzix products and accessories visit:

**vuzix.com | vuzix.jp**

Vuzix Corporation  
25 Hendrix Road  
West Henrietta, NY, USA 14586

© 2025 Vuzix Corporation. These instructions are subject to change. Please read the Safety and Warranty booklet before operating this product. All trademarks belong to the respective owners.

516PB0003 (0001) - LX1 BATTERY PACK USER MANUAL

